VA - VB - VD

WET ROTOR CIRCULATORS

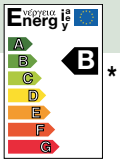

VA

Single body consisting of a cast iron hydraulic unit.
Die-cast aluminium motor casing.
Technopolymer impeller. Tempered stainless steel driving shaft mounted on graphite brushings lubricated by the pumped liquid itself.
Stainless steel protective rotor sleeve, stator sleeve and closing flange.
Ceramic thrust bearing, E.P.D.M. O-rings and brass air outlet cap.
The two-pole asynchronous motor with wet rotor is self-protected for resistance.
No overload protection required. Three-speed operation.
In the twin version an automatic clapet type valve is provided.

Operating range: from 0.5 to 3,6 m³/h with head up to 6 metres.
Liquid temperature range: from -10°C to +110°C.
Pumped liquid characteristics: clean, free from solids and mineral oils, non viscous, chemically neutral, close to the characteristics of water (max 30% glycol).
Maximum working pressure: 10 bar (1000 kPa).
Protection level: corresponding to IP 44
Insulation class: F
Cable grommet: PG 11
Installation: with motor axis horizontal.

TECHNICAL DATA - VA *SINGLE WITH UNIONS*

MODEL	CODE	CENTRE DISTANCE mm	ELECTRICAL DATA							MINIMUM HEAD PRESSURE
			VOLTAGE 50 Hz	SPEED	N r.p.m. 1/min	P1 MAX W	In A	CAPACITOR µF	CAPACITOR Vc	
VA 25/130	60112896	130	1 x 230 V ~	3 2 1	2655 2380 1680	43 38 31	0,19 0,17 0,15	1,5	450	t° +90°C m.c.a. 1,5
VA 25/180	60112900	180	1 x 230 V ~	3 2 1	2655 2380 1680	43 38 31	0,19 0,17 0,15	1,5	450	t° +90°C m.c.a. 1,5
VA 25/180X	60112902	180	1 x 230 V ~	3 2 1	2655 2380 1680	43 38 31	0,19 0,17 0,15	1,5	450	t° +90°C m.c.a. 1,5
VA 35/130	60112903	130	1 x 230 V ~	3 2 1	2455 1930 1150	56 50 35	0,25 0,22 0,16	1,7	450	t° +90°C m.c.a. 1,5
VA 35/130-1/2"	60112904	130	1 x 230 V ~	3 2 1	2455 1930 1150	56 50 35	0,25 0,22 0,16	1,7	450	t° +90°C m.c.a. 1,5
VA 35/180	60112915	180	1 x 230 V ~	3 2 1	2455 1930 1150	56 50 35	0,25 0,22 0,16	1,7	450	t° +90°C m.c.a. 1,5
VA 35/180 X	60112931	180	1 x 230 V ~	3 2 1	2455 1930 1150	56 50 35	0,25 0,22 0,16	1,7	450	t° +90°C m.c.a. 1,5
VA 55/130	60112936	130	1 x 230 V ~	3 2 1	2400 1600 930	70 58 36	0,3 0,26 0,17	1,7	450	t° +90°C m.c.a. 1,5
VA 55/130-1/2"	60112938	130	1 x 230 V ~	3 2 1	2400 1600 930	70 58 36	0,3 0,26 0,17	1,7	450	t° +90°C m.c.a. 1,5
VA 55/180	60112948	180	1 x 230 V ~	3 2 1	2400 1600 930	70 58 36	0,3 0,26 0,17	1,7	450	t° +90°C m.c.a. 1,5
VA 55/180 X	60112957	180	1 x 230 V ~	3 2 1	2400 1600 930	70 58 36	0,3 0,26 0,17	1,7	450	t° +90°C m.c.a.1,5
VA 65/130	60112962	130	1 x 230 V ~	3 2 1	2310 1532 880	78 59 37	0,34 0,26 0,17	2	450	t° +90°C m.c.a. 2,5
VA 65/130-1/2"	60112966	130	1 x 230 V ~	3 2 1	2310 1532 880	78 59 37	0,34 0,26 0,17	2	450	t° +90°C m.c.a. 2,5

MOTOR MOB

VA - VB - VD
WET ROTOR CIRCULATORS

MODEL	CODE	CENTRE DISTANCE mm	ELECTRICAL DATA							MINIMUM HEAD PRESSURE
			VOLTAGE 50 Hz	SPEED	N r.p.m. 1/min	P1 MAX W	In A	CAPACITOR		
								µF	Vc	
VA 65/180	**60112985**	180	1 x 230 V ~	3 2 1	2310 1532 880	78 59 37	0,34 0,26 0,17	2	450	t° +90°C m.c.a. 2,5
VA 65/180 X	**60112988**	180	1 x 230 V ~	3 2 1	2310 1532 880	78 59 37	0,34 0,26 0,17	2	450	t° +90°C m.c.a. 2,5

VB

TECHNICAL DATA - VB *SINGLE WITH OVAL FLANGES*

MODEL	CODE	CENTRE DISTANCE mm	ELECTRICAL DATA							MINIMUM HEAD PRESSURE
			VOLTAGE 50 Hz	SPEED	N r.p.m. 1/min	P1 MAX W	In A	CAPACITOR		
								µF	Vc	
VB 35/120	**60112933**	120	1 x 230 V ~	3 2 1	2465 1930 1150	56 50 35	0,25 0,22 0,16	1,7	450	t° +90°C m.c.a. 1,5
VB 55/120	**60112959**	120	1 x 230 V ~	3 2 1	2400 1600 930	70 58 36	0,3 0,26 0,17	1,7	450	t° +90°C m.c.a. 1,5
VB 65/120	**60112989**	120	1 x 230 V ~	3 2 1	2310 1532 880	78 59 37	0,34 0,26 0,17	2	450	t° +90°C m.c.a. 2,5

VD

TECHNICAL DATA - VD *TWIN WITH FLANGES*

MODEL	CODE	CENTRE DISTANCE mm	ELECTRICAL DATA							MINIMUM HEAD PRESSURE
			VOLTAGE 50 Hz	SPEED	N r.p.m. 1/min	P1 MAX W	In A	CAPACITOR		
								µF	Vc	
VD 55/220.32	**60112961**	220	1 x 230 V ~	3 2 1	2400 1600 930	70 58 36	0,3 0,26 0,17	1,7	450	t° +90°C m.c.a. 1,5
VD 65/220.32	**60112991**	220	1 x 230 V ~	3 2 1	2310 1532 880	78 59 37	0,34 0,26 0,17	2	450	t° +90°C m.c.a. 2,5

MOTOR MOB

VA 25

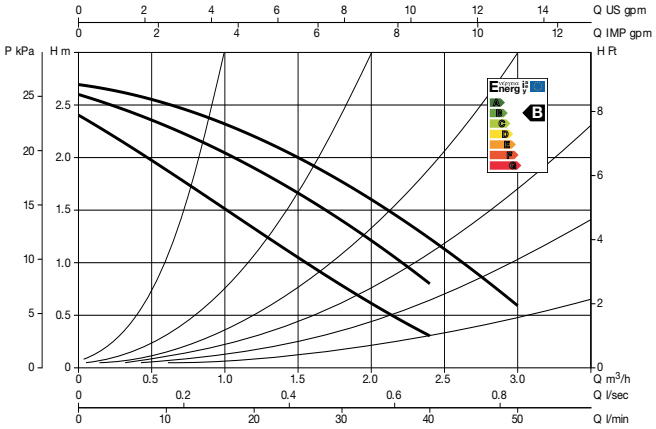

VA - VB 35

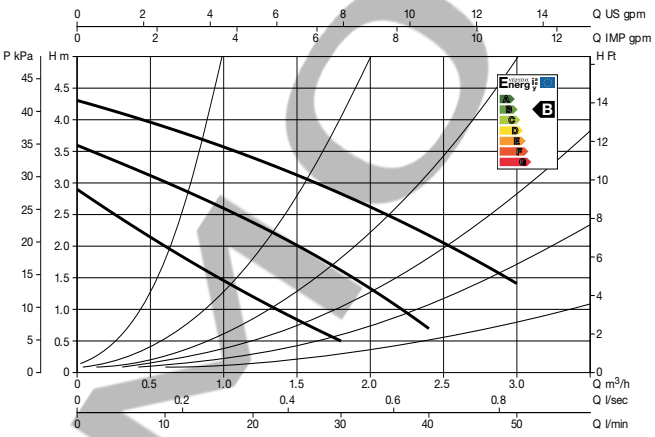

VA - VB - VD 55*

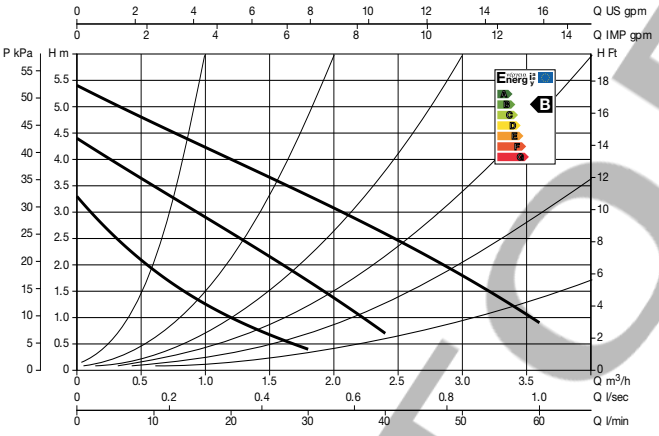

VA - VB - VD 65*

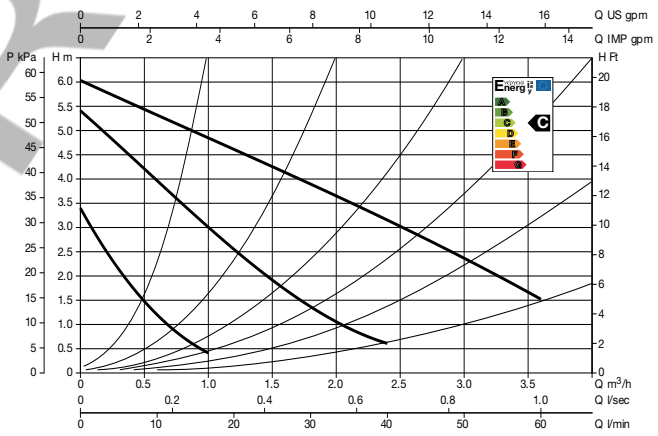

* Electrical data are related to only one motor in operation

MOTOR MODE

VA - VB - VD

WET ROTOR CIRCULATORS

DIMENSIONS AND WEIGHT

VA

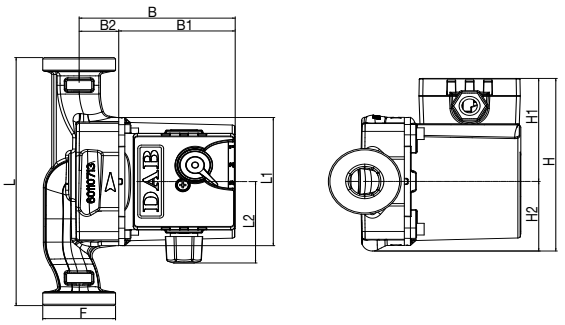

VB

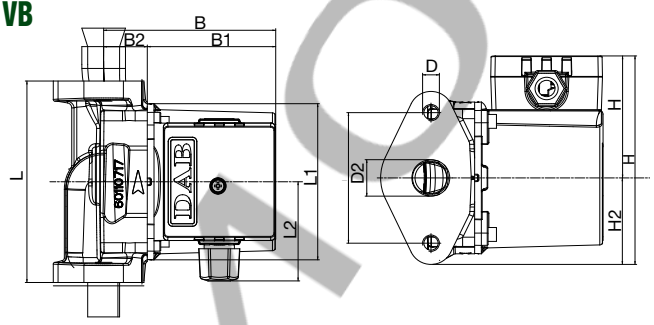

VD

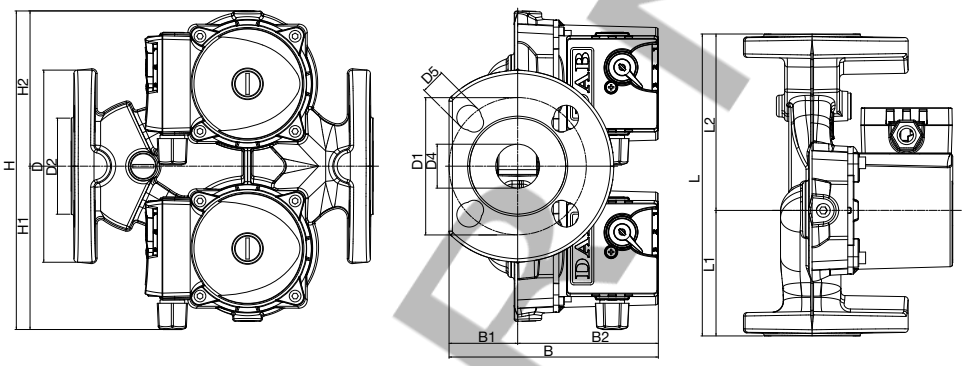

MODEL	L	L1	L2	B	B1	B2	H	H1	H2	F	PACKAGING DIMENSIONS			WEIGHT KG	Q.TY x PALLET
											L	B	H		
VA 25/130	130	93	59	102,5	76,5	26	125,5	75	50,5	1½"	135	135	150	2.7	240
VA 25/180	180	93	59	102,5	76,5	26	125,5	75	50,5	1½"	130	190	150	2.8	180
VA 25/180 X	180	93	59	102,5	76,5	26	125,5	75	50,5	2"	130	190	150	2.9	180
VA 35/130	130	93	59	102,5	76,5	26	125,5	75	50,5	1½"	135	135	150	2.7	240
VA 35/130 1/2"	130	93	59	102,5	76,5	26	125,5	75	50,5	1"	135	135	150	2.6	240
VA 35/180	180	93	59	102,5	76,5	26	125,5	75	50,5	1½"	130	190	150	2.8	180
VA 35/180 X	180	93	59	102,5	76,5	26	125,5	75	50,5	2"	130	190	150	2.9	180
VA 55/130	130	93	59	102,5	76,5	26	125,5	75	50,5	1½"	135	135	150	2.7	240
VA 55/130 1/2"	130	93	59	102,5	76,5	26	125,5	75	50,5	1"	135	135	150	2.6	240
VA 55/180	180	93	59	102,5	76,5	26	125,5	75	50,5	1½"	130	190	150	2.8	180
VA 55/180 X	180	93	59	102,5	76,5	26	125,5	75	50,5	2"	130	190	150	2.9	180
VA 65/130	130	93	59	102,5	76,5	26	125,5	75	50,5	1½"	135	135	150	2.7	240
VA 65/130 1/2"	130	93	59	102,5	76,5	26	125,5	75	50,5	1"	135	135	150	2.6	240
VA 65/180	180	93	59	102,5	76,5	26	125,5	75	50,5	1½"	130	190	150	2.7	180
VA 65/180 X	180	93	59	102,5	76,5	26	125,5	75	50,5	2"	130	190	150	2.9	180

MODEL	L	L1	L2	B	B1	B2	H	H1	H2	D2	D1	I	PACKAGING DIMENSIONS			WEIGHT KG	Q.TY x PALLET
													L	B	H		
VB 35/120	120	98	60	104	78	26	124	75	49	25	M10	78	135	135	150	3.1	240
VB 55/120	120	98	60	104	78	26	124	75	49	25	M10	80	135	135	150	3.1	240
VB 65/120	120	98	60	104	78	26	124	75	49	26	M10	80	135	135	150	3.1	240

MODEL	L	L1	L2	B	B1	B2	D	D1		D2	D4	D5		H	H1	H2	PACKAGING DIMENSIONS			WEIGHT KG	Q.TY x PALLET
								PN6	PN10			PN6	PN10				L	B	H		
VD 55/220.32	220	91,5	128,5	150	50	100	140	90	100	70	32	14	18	230	115	115	160	253	238	8.5	84
VD 65/220.32	220	91,5	128,5	150	50	100	140	90	100	70	32	14	18	230	115	115	160	253	238	8.5	84

MOTOR MOD