

Contar Descripción

1 HYDRO MPC-E 6 CR64-3-1



Advierta! la foto puede diferir del actual producto

Código: [96941443](#)

Pressure booster system supplied as compact assembly according to DIN standard 1988/T5. All pumps are speed-controlled.

The booster system is equipped with CR pumps connected to external Grundfos CUE frequency converters (one per pump).

- * Hydro MPC-E maintains a constant pressure through continuous adjustment of the speed of the pumps.
- * The system performance is adapted to the demand through cutting in/out the required number of pumps and through parallel control of the pumps in operation.
- * Pump changeover is automatic and depends on load, time and fault.
- * All pumps in operation will run at individual speeds.

The system consists of these parts:

- * Pump parts in contact with the pumped liquid are made of stainless steel EN DIN 1.4301.
- * Pump bases and heads are of cast iron EN-GJS-500-7 (CR), other vital parts are made of stainless steel EN DIN 1.4301.
- * The pumps are equipped with a service-friendly cartridge shaft seal, HQQE (SiC/SiC/EPDM).
- * Two manifolds of stainless steel EN DIN 1.4571.
- * Base frame of stainless steel EN DIN 1.4301 up to CR 64. Above CR 64 the pumps are placed on a galvanized C-profile frame.
- * One non-return valve (POM) and two isolating valves for each pump.
- * Non-return valves are certified according to DVGW, isolating valves according to DIN and DVGW.
- * Adapter with isolating valve for connection of diaphragm tank.
- * Pressure gauge and pressure transmitter (analog output 4-20 mA).
- * Control MPC in a steel cabinet, IP 54, including main switch, all required fuses, motor protection, switching equipment and microprocessor-controlled CU 352.

Dry-running protection and diaphragm tank are available according to the list of accessories.

Pump operation is controlled by Control MPC with the following functions:

- * Intelligent multipump controller, CU 352.
- Constant-pressure control through continuously variable adjustment of the speed of each individual pump.
- PID controller with adjustable PI parameters (Kp + Ti).
- Constant pressure at setpoint, independent of inlet pressure.
- Soft pressure build-up (To prevent water hammer during startup).
- On/off operation at low flow.
- Automatic cascade control of pumps for optimum efficiency.
- Selection of min. time between start/stop, automatic pump changeover and pump priority.
- Automatic pump test function to prevent idle pumps from seizing up.
- Possibility of standby pump allocation.
- Possibility of backup sensor (redundant primary sensor).
- Secondary sensor (Possible to switch to another sensor/setpoint).
- Multi-sensor (up to 6 sensors to influence the setpoint).
- Manual operation.
- Possibility of external setpoint influence.
- Log function.
- Setpoint ramp.
- Possibility of digital remote-control functions:



Contar	Descripción
--------	-------------

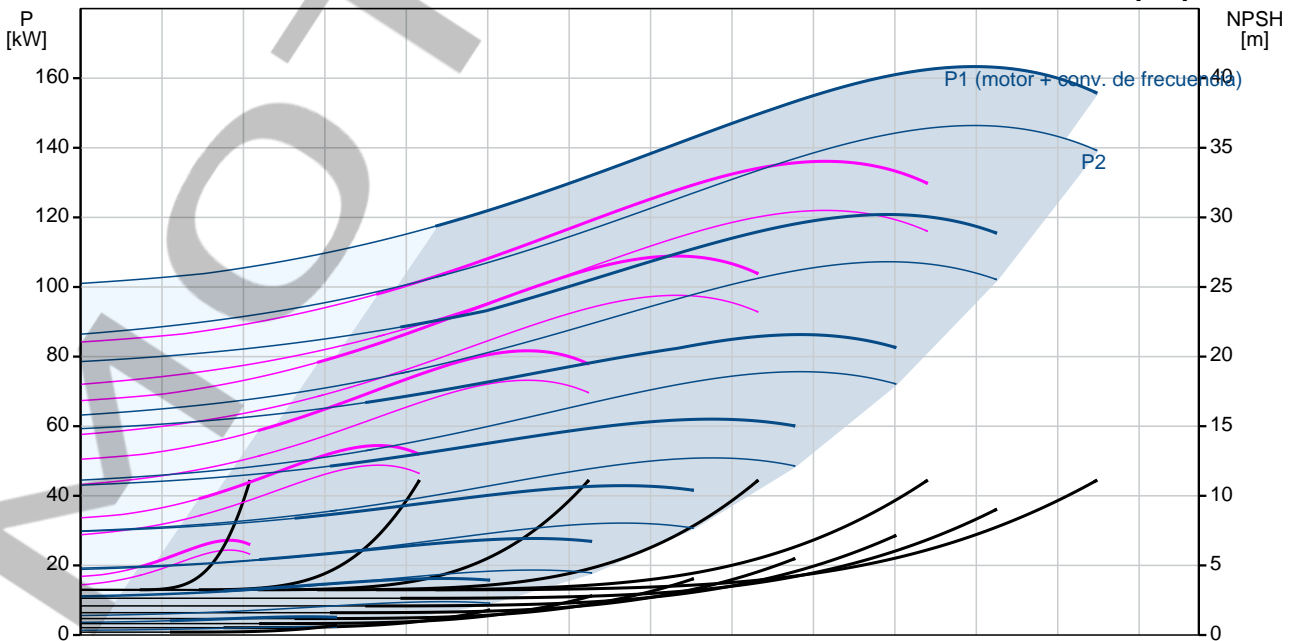
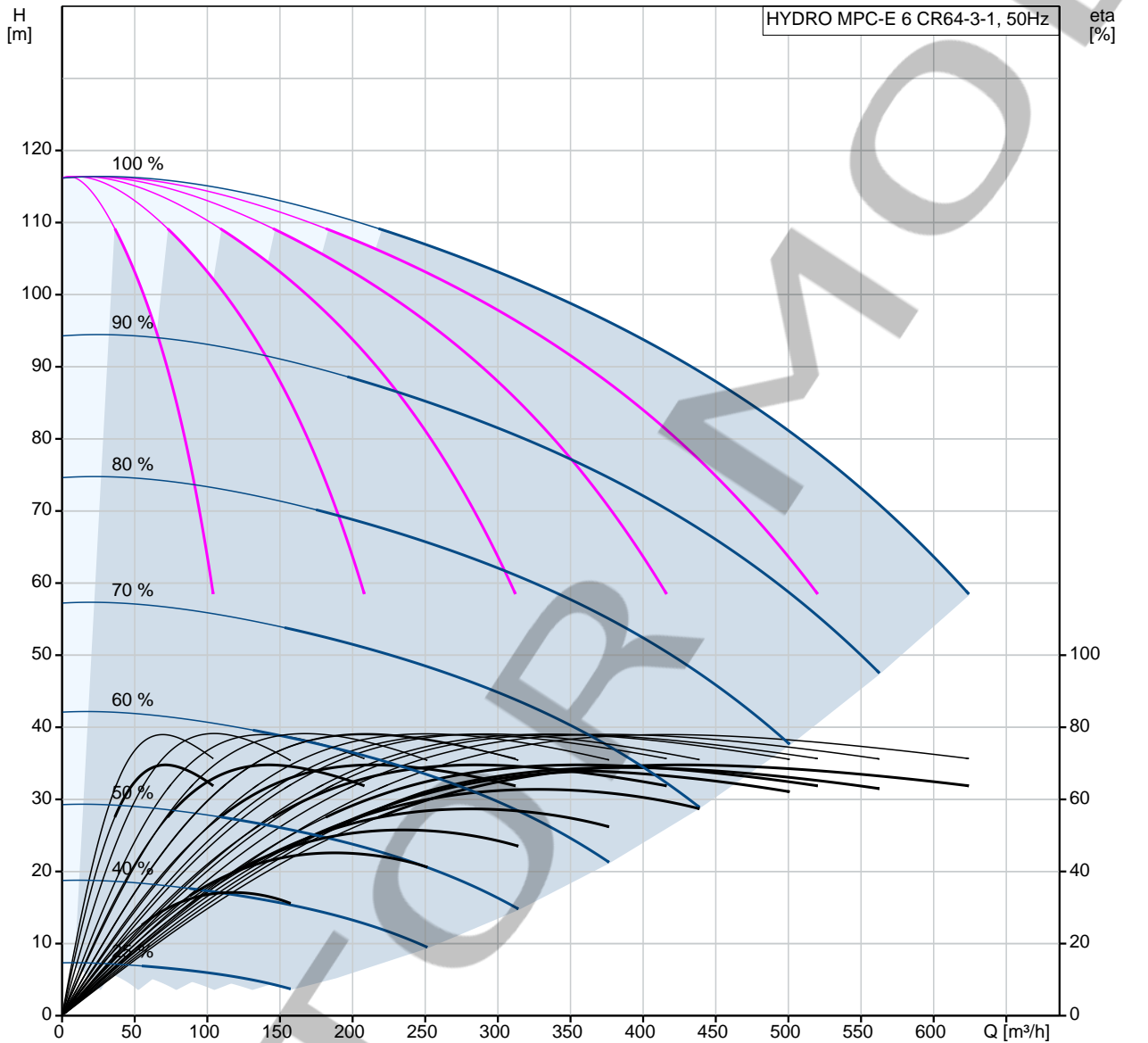
System on/off.
 Max., min. or user-defined duty.
 Up to 6 alternative setpoints.
 Digital inputs and outputs can be configured individually.
 Pump and system monitoring functions:
 Minimum and maximum limits of current value.
 Inlet pressure.
 Motor protection.
 Sensors and cables monitored for malfunction.
 Alarm log with the previous 24 warnings/alarms.
 Display and indication functions:
 Colour screen display.
 Green indicator light for operating indications and red indicator light for fault indications.
 Potential-free changeover contacts for operation and fault.
 Grundfos bus communication.

It is possible to add CIM communication modules for communicating with Scada/BMS.

Fluido:	Agua
Presión max. del sistema:	16 bar
Caudal (Instalación):	612 m³/h
Alimentación:	380-415 V
Corriente nominal instalación:	330,6A-400V
Potencia nominal:	30 kW
Peso neto:	2920 kg

Maximum head: 116 m
 Maximum flow: 612 m³/h

96941443 HYDRO MPC-E 6 CR64-3-1 50 Hz



Descripción	Valor
-------------	-------

Información general:

Producto::	HYDRO MPC-E 6 CR64-3-1
Código::	96941443
Número EAN::	5700314239732
Técnico:	
Caudal nominal:	462 m³/h
Caudal máx.:	612 m³/h
Altura nominal:	88.4 m
Altura máx.:	116 m
Nombre de la bomba principal:	CR64-3-1
Bomba princ. n.º:	96123688
Número de bombas:	6
Válvula antirret.:	lado descarga

Materiales:

Colectores:	EN/DIN 1.4571/ AISI 316 TI
-------------	----------------------------

Instalación:

Presión de trabajo máxima:	16 bar
Presión de entrada máxima permitida:	4.4 bar
Entrada de colector:	DN200
Salida de colector:	DN200
Presión nominal:	PN16
Toma de tierra:	PE
Diseño del sistema:	C

Líquido:

Líquido bombeado:	Agua
Rango de temperatura del líquido:	5 .. 60 °C
Temperatura del líquido durante el funcionamiento:	20 °C
Densidad:	998.2 kg/m³

Datos eléctricos:

Potencia (P2) bomba principal:	30 kW
Frecuencia de red:	50 Hz
Tensión nominal:	3 x 380-415 V
Intensidad nominal del sistema:	330,6A-400V
Tipo de arranque:	S/D
Grado de protección (IEC 34-5):	IP54
Supresión de radiointerferencias:	EMC DIRECTIVE(2014/30/EU)

Paneles control:

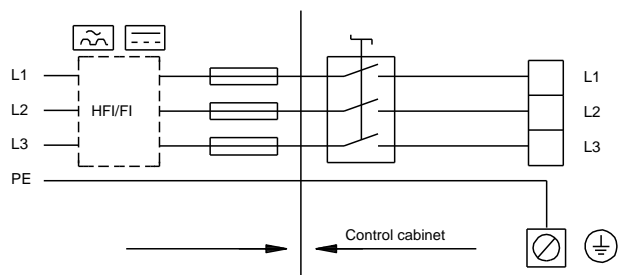
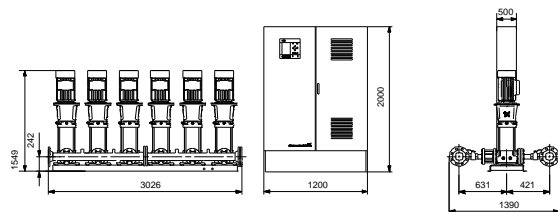
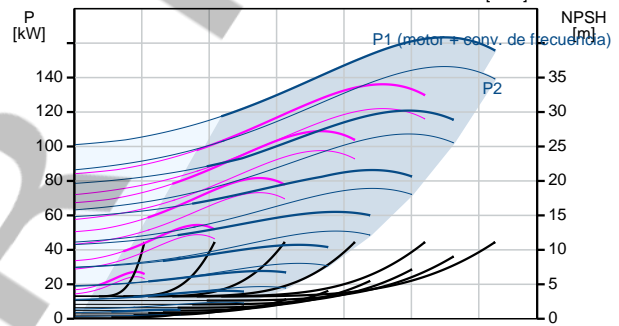
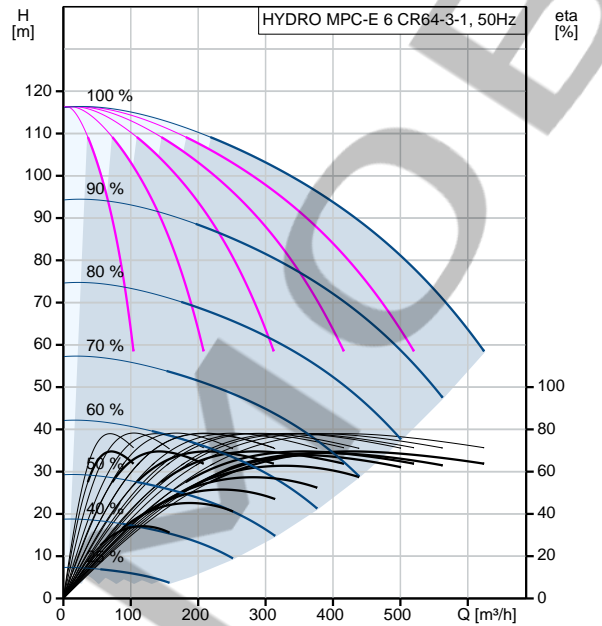
Control type:	E
Dry running protection, mechanical:	NONE

Depósito:

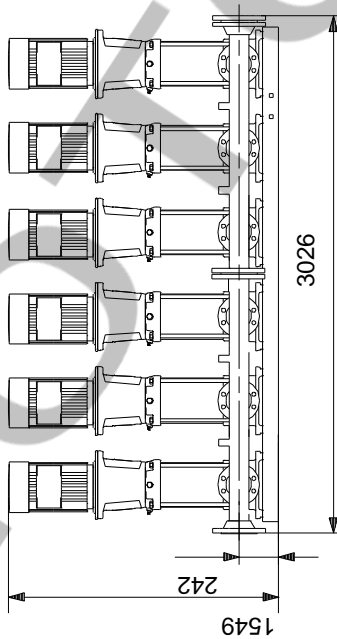
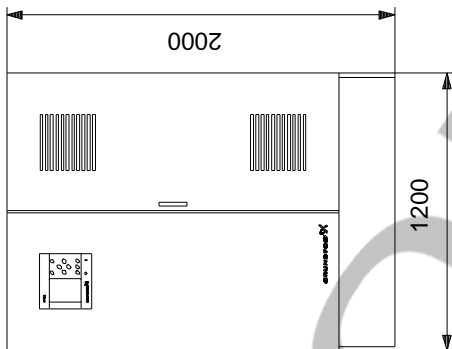
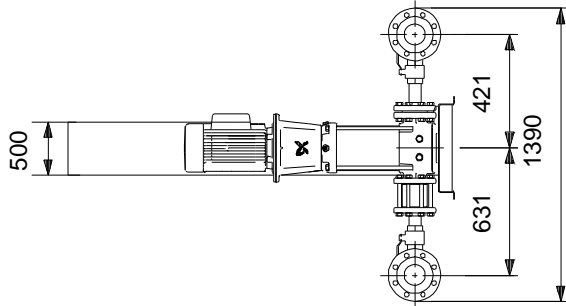
Depósito de membrana:	No
-----------------------	----

Otros:

Peso neto:	2920 kg
Peso bruto:	3060 kg
Gama de productos:	Internacional
Fichero de configuración Control MPC:	98271950
Fichero de configuración Hydro MPC:	98272018
País de origen.:	DE
Tarifa personalizada n.º:	84137075

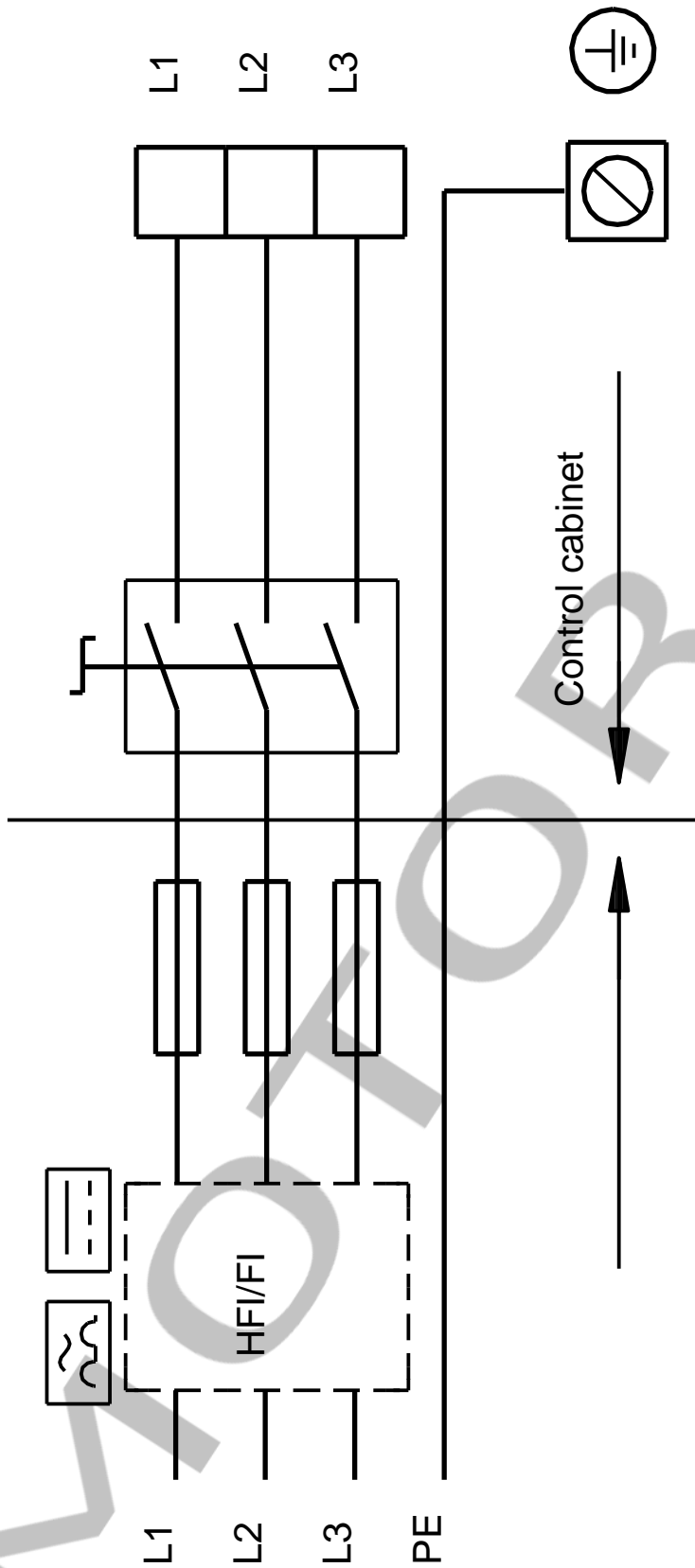


96941443 HYDRO MPC-E 6 CR64-3-1 50 Hz



Nota: Todas las unidades están en [mm] a menos que se indiquen otras. Exención de responsabilidad: este esquema dimensional simplificado no muestra todos los detalles.

96941443 HYDRO MPC-E 6 CR64-3-1 50 Hz



¡Nota! Uds en [mm] a menos que otras estén expresadas